



Charter Schools Report
September 15, 2023

Agenda Item #1: Charter Schools Dashboard Metric

Information

Action

Discussion

Purpose:

The purpose of this information is to provide key statistics related to Charter Schools.

Background:

N/A

Suggested Action/Motion:

None

President's Recommendation:

N/A

	2019-20	2020-21	2021-22	2022-23	2023-24	Current Status/Trend	Notes
LSSU Authorized Academies	21	21	21	21	19	↓	28 total sites
LSSU Authorized Academies Enrollment	9,274	9,252	9,248	9,048	8,815	↓	Estimated Fall Enrollment Counts
Academy Compliance Percentages (Epicenter Database On time/Accurate)	92/98	95/98	89/97	89/97	-----	↔	Over 2,300 documents submitted
Authorizer Accreditation (Cognia) Assurance and Verifications	--	--	Accredited	-----	Valid to 2027	↔	A&V completed my MDE and MCCSA
LSSU 3% Oversight Revenue in 3% Fund	\$2,447,516	\$2,490,784	\$2,575,224	\$2,712,556	\$2,552,000	↓	Projected 3% Revenue for FY24
Transfer to General Fund from 3% Fund	\$950,000	\$1,108,334	\$950,000	\$1,500,000	\$950,000	↓	Budgeted Transfer to GF for FY24
Ending Fund Balance in 3% Funds	\$720,037	\$543,028	\$963,637	\$552,879	----	↓	Projected Fund Balance
Charter School Office Expenditures	\$1,207,378	\$1,125,503	\$1,091,685	\$1,271,357	----	↑	Projected Budgeted Expenditures
Outreach/Camps Participation Numbers	1,687	165	613	701	TBD	↑	Projecting 6-9 Camps
Former Charter School Students attending LSSU	21	22	26	12	TBD	↓	23 acceptance as of 8/1/23
Dual /Concurrent Enrollment students from Charters taking LSSU classes	77	152	81	114	TBD	↑	Fall- 59 Spring-55
Professional Development Offerings to Academy Boards on quality Governance and Oversight	Summer Retreat 1 Legal 5 Webinars	9 Webinars	12 Webinars	10 Webinars	5 Webinars 5 On Demand 4 Face to Face	↑	Partnering with MCCSA on Webinar Series
Professional Development Offerings to Academy Staff	25+ Sessions	25+ Sessions	25+ Sessions	25+ Sessions	25+ Sessions	↔	Multiple sessions on several topics
Chartering Laker Scholarship	\$6,000	\$5,500	\$6,500	\$6,000	TBD	↓	YTD

* The Charter Schools Office has one reauthorization for the 23-24 school year.



Charter Schools Report
September 15, 2023

Agenda Item #2: Academic Support Dashboard

Information

Action

Discussion

Purpose:

The purpose of this information is to provide key statistics related to Charter Schools.

Background:

N/A

Suggested Action/Motion:

None

President's Recommendation:

N/A

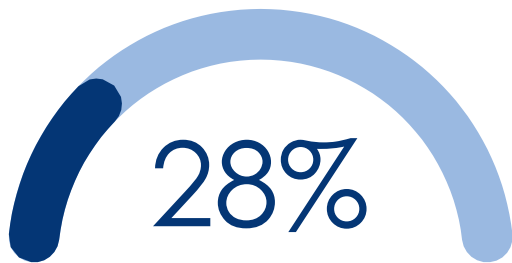
LSSU Charter Schools

SCHOOL INDEX SUMMARY


Category Classifications

Support Category	Support Category Full Name	Entrance Criteria	Frequency / Duration of Support Category
CSI	Comprehensive Support and Improvement	<ul style="list-style-type: none"> School has an overall index value in the bottom 5% OR School has a 4-year graduation rate of 67% or less OR School was in a CSI cohort and did not exit CSI OR School was in an ATS cohort and did not exit ATS 	3 years
ATS	Additional Targeted Support	School has both: (1) One or more student subgroups in the bottom 25% of each applicable component (2) AND one or more student subgroups in the bottom 5% overall	6 years
TSI	Targeted Support and Improvement	School has at least one student subgroup at or below bottom 25% for each applicable component	Yearly

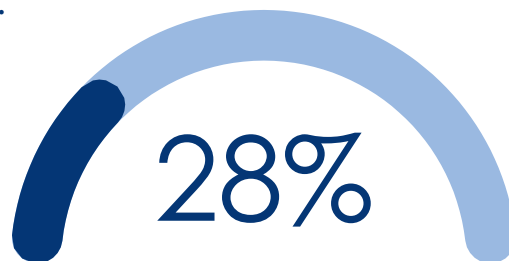
Notable Statistics



THERE ARE 255 SCHOOL DISTRICTS ON THE CSI LIST, OF THAT 28% ARE CHARTER SCHOOLS.

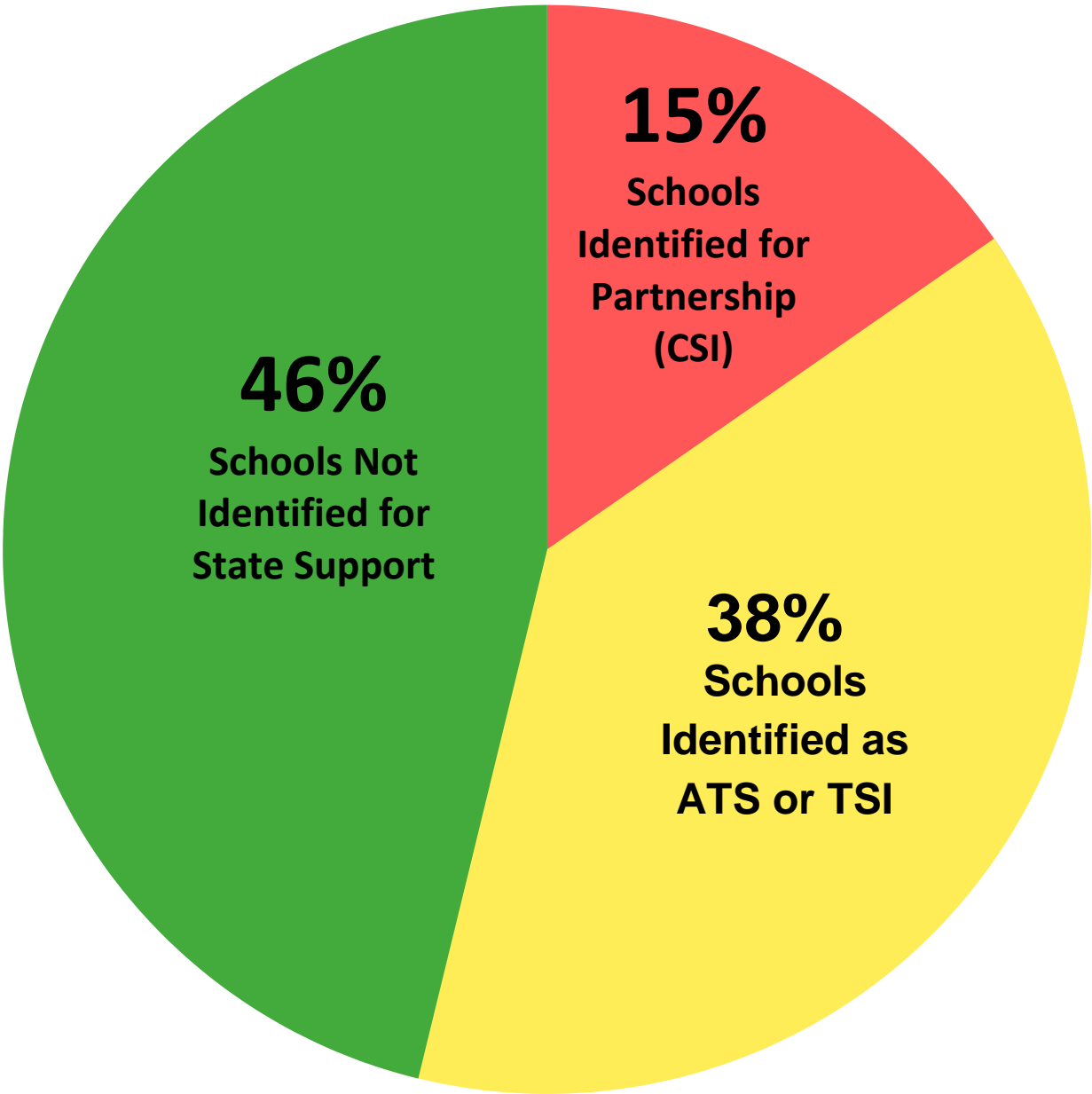


THERE ARE 138 SCHOOL DISTRICTS ON THE TSI LIST, OF THAT 10% ARE CHARTER SCHOOLS.



THERE ARE 68 SCHOOL DISTRICTS ON THE ATS LIST, OF THAT 28% ARE CHARTER SCHOOLS.

LSSU Portfolio Index Reporting



2023-2024 LSSU CSO Support Dashboard

District-Campus	MDE Support Category	Support Notes & Accomplishments
Bay City Academy- Bay City	General Support- No Specific State Required Plan	The Academy Board for BCA and its leadership team attended training on the LSSU campus in late July. The also received a tour of campus and of CFRE.
Bay City Academy- North Central	General Support- No Specific State Required Plan	
Concord Academy Boyne	General Support- No Specific State Required Plan	
Concord Academy Petoskey	General Support- No Specific State Required Plan	
DeTour Arts & Technology Academy	General Support- No Specific State Required Plan	A middle school student was the only student from Michigan to present at the National History day in Washington D.C.
Grand Traverse Academy	General Support- No Specific State Required Plan	Senior Petra Foote signed with NMU for both cross country and track, and Jocelyn Stephen signed with Cornerstone University for Track & Field.
Innocademy Allegan	General Support- No Specific State Required Plan	
Innocademy Zeeland	General Support- No Specific State Required Plan	Innocademy provides parents with a choice between classic (English) and Las Huellas (Spanish Immersion) programs.
Regent Park Academy	General Support- No Specific State Required Plan	Discipline issues have decreased by half over the past 5 years and are lower than the comparable local public school therefore giving the students a safer environment.
Ridge Park Academy	General Support- No Specific State Required Plan	The academy was recently featured in the article "Students vs Staff Kickball at RPC: A Celebration of Accomplishment and Generosity". The academy raised over \$1900 for the American Heart Association.
Tipton Academy- Grades PreK-3	General Support- No Specific State Required Plan	The school is internally training all teachers in becoming leaders in the classroom through a program call "The Leader in Me" to help them be more effective in the classroom.
Way Academy- Chicago Campus	General Support- No Specific State Required Plan	

District-Campus	MDE Support Category	Support Explanation	Support Notes & Progress
ATA	Additional Targeted Support	Students w/ disabilities bottom 5%	It has completed an audit of its Special Education program and working to overhaul it completely. On track.
AIA- Upper Elementary	Additional Targeted Support	Black/African students bottom 5%	This area is being addressed in the partnership meetings. Progress is being made. On track.
DSLA- Main Campus	Additional Targeted Support	Students w/ disabilities bottom 5%	Changes being made as part of the partnership contract are projected to address this area of concern. On track. Students are participating in both Esports and Robotics competitions this year.
Momentum	Additional Targeted Support	Black/African students bottom 5%	Still gathering information
Tipton- 4-8 grades	Additional Targeted Support	Students w/ disabilities bottom 5%	Has completed an audit of its Special Education program and is making changes in areas identified as needing improvement. On track.
Charlton Heston	Targeted Support & Improvement	Students with disabilities bottom 25%	CHA has tested 100% of the students with disabilities and have been in contact with the oversight person at MDE
DSLA- Redford Campus	Targeted Support & Improvement	Black/AA & Econ. Dis. Subgroups bottom 25%	Changes being made as part of the partnership contract are projected to address this area of concern. On track.
Icademy	Comprehensive Support & Improvement	Unimproved proficiency	Very high performer prior to Covid. No plan of development required by the state. On track.
WAY- Vernor Campus	Comprehensive Support & Improvement	Index bottom 5% and graduation rate	Alternative HS whose students' were off track for graduation. District is on track per the MDE.
WAY- Flint Campus	Comprehensive Support & Improvement	Graduation rate	Alternative HS whose students' were off track for graduation. District is on track per the MDE. Students have started a weekly podcast call "The Flint WAY" about things happening in the community.
DSLA- Oak Park Campus	Comprehensive Support & Improvement	Index bottom 5%	New to partnership this year. On track.
Macomb Montessori	Comprehensive Support & Improvement	Index bottom 5%	Placed in partnership status prior to COVID and currently continuing. On track.
AIA- Lower Elementary	Comprehensive Support & Improvement	Index bottom 5%	Placed in partnership status prior to COVID and currently continuing. On track.
AIA- MS/HS	Comprehensive Support & Improvement	Index bottom 5%	New to partnership this year. On track. One 8th grader presented at the 2023 Electric and Autonomous Vehicle Conference over the summer.



Charter Schools Report
September 15, 2023

Agenda Item #3: 2022-2023 Annual Update

Information

Action

Discussion

Purpose:

The purpose of this information is to provide the annual update for Charter Schools.

Background:

N/A

Suggested Action/Motion:

None

President's Recommendation:

N/A

2022-2023

LAKE SUPERIOR STATE UNIVERSITY

Charter Schools Office



**Lake Superior State University Authorized Charter Schools
2022-2023**

Advanced Technology Academy

Authorized: 1999
Location: 4800 Oakman Boulevard, Dearborn
Grade Levels: K-12
Director: Kaye LaGreca
Management Company: Technical Academy Group
3% Monies: \$379,394

Contract Expiration: 2029
Enrollment: 1240
Board President: Steven Borich

American International Academy

Authorized: 2011
Location: 300 Henry Ruff Road, Westland
27100 Avondale, Inkster
28955 Rosewood, Inkster
Grade Levels K-12
Director: Thomas White
Management Company: Midwest Management
3% Monies: \$174,827

Contract Expiration: 2028
Enrollment: 534
Board President: Peter Stockmann

Bay City Academy

Authorized: 2011
Location: 301 N. Farragut St, Bay City
5055 Corey Rd, Mancelona
Grade Levels: K-12
Director: Brian Lynch
Management Company: Mitten Educational Mgmt.
3% Monies: \$157,436

Contract Expiration: 2028
Enrollment: 509
Board President: Lena Jankowiak

Charlton Heston Academy

Authorized: 2012
Location: 1350 N. St. Helen Rd., St Helen
Grade Levels: K-12
Director: David Patterson
Management Company: Midwest Management Group
3% Monies: \$232,217

Contract Expiration: 2027
Enrollment: 764
Board President: Veronica Bridson

Concord Academy-Boyne

Authorized: 2000
Location: 401 East Dietz Road, Boyne City
Grade Levels: K-12
Director: Rebecca Leist
Management Company: Lakeshore Educational Management
3% Monies: \$30,969

Contract Expiration: 2029
Enrollment: 93
Board President: Jeffrey Derenzy

Concord Academy-Petoskey

Authorized: 2000
Location: 2468 Atkins Rd., Petoskey
Grade Levels: K-12
Director: Kali McNamara
Management Company: Lakeshore Educational Management
3% Monies: \$45,485

Contract Expiration: 2028
Enrollment: 149
Board President: Shawna Messing

DeTour Arts & Technology Academy

Authorized: 2013
Location: 202 S. Division St, DeTour Village
Grade Levels: K-12
Director: Robert Vaught
Management Company: DeTour Public Schools
3% Monies: \$21,933

Contract Expiration: 2030
Enrollment: 75
Board President: Susan Rhinard

Detroit Service Learning Academy

Authorized: 1999
Location: 21605 W. Seven Mile Rd., Detroit
25940 Grand River Ave, Redford
27100 Marlow St., Oak Park
Grade Levels: K-8
Director: DeAngelo Alexander
Management Company: Elite School Management
3% Monies: \$435,569

Contract Expiration: 2026
Enrollment: \$1,407
Board President: Orlando Woods

Grand Traverse Academy

Authorized: 1999
Location: 1245 Hammond Rd., Traverse City
Grade Levels: K-12
Director: Michelle Floering
Management Company: Access Point/Rehman Group
3% Monies: \$229,771

Contract Expiration: 2028
Enrollment: 785
Board President: Dana Holcomb

iCademy (Cyber School)

Authorized: 2013
Location: 8485 Homestead Dr., Zeeland
Grade Levels: K-12
Director: Tyler Huizenga
Management Company: IES- Innovative Education Services
3% Monies: \$79,206

Contract Expiration: 2028
Enrollment: 248
Board President: Deb Veenstra

Innocademy

Authorized: 2012
Location: 8485 Homestead Dr., Zeeland
Grade Levels: K-8
Director: Jessenia Martinez
Management Company: IES- Innovative Education Services
3% Monies: \$85,516

Contract Expiration: 2027
Enrollment: 264
Board President: Laurel Schmitt

Innocademy-Allegan

Authorized: 2014
Location: 2611 56th Street, Fennville
Grade Levels: K-8
Director: Jake Hedges
Management Company: IES- Innovative Education Services
3% Monies: \$28,827

Contract Expiration: 2024
Enrollment: 92
Board President: Jody Vogelzang

Macomb Montessori Academy

Authorized: 2012
Location: 14057 E. 9 Mile Rd., Warren
Grade Levels: K-6
Director: Shanina Draughn
Management Company: Choice Schools
3% Monies: \$76,206

Contract Expiration: 2028
Enrollment: 245
Board President: Jennifer Johnson

Momentum Academy

Authorized: 2013
Location: 60 S Lyon St, Waterford
Grade Levels: K-6
Director: Katie Alexander
Management Company: Romine Group
3% Monies: \$67,862

Contract Expiration: 2028
Enrollment: 213
Board President: Robert Terwilliger

Oakland County Academy of Media & Technology

Authorized: 2013
Location: 48980 Woodward Ave, Pontiac
Grade Levels: K-8
Director: Wynneta Wright
Management Company: Moore & Assoc.
3% Monies: \$42,986

Contract Expiration: Expired 2023
Enrollment: 167
Board President: Bob Thomas

Regent Park Scholars Academy

Authorized: 2011
Location: 15865 E. Seven Mile Rd., Detroit
Grade Levels: K-8
Director: Crystal Byse
Management Company: National Heritage Academies
3% Monies: \$220,064

Contract Expiration: 2026
Enrollment: 726
Board President: Barbara Bates

Ridge Park Charter Academy

Authorized: 1998
Location: 4120 Camelot Ridge Dr., Grand Rapids
Grade Levels: K-8
Director: Hector Ulloa
Management Company: National Heritage Academies
3% Monies: \$152,878

Contract Expiration: 2028
Enrollment: 495
Board President: Lateefah Gofoe

Tipton Academy

Authorized: 2012
Location: 1615 Belton, Garden City
29205 Florence, Garden City
Grade Levels: K-8
Director: Kyle Lackey
Management Company: Romine Group
3% Monies: \$148,593

Contract Expiration: 2030

Enrollment: 486
Board President: Scott Winiger

WAY Academy Detroit

Authorized: 2012
Location: 8701 West Vernor, Detroit
19321 West Chicago, Detroit
Grade Levels: 7-12
Director: Isaiah Pettway
Management Company: WAY-Widening Advancement for Youth
3% Monies: \$62,280

Contract Expiration: 2027

Enrollment: 195
Board President: Michael Murray

WAY- Flint

Authorized: 2013
Location: 817 E. Kearsley, Flint
Grade Levels: 7-12
Director: Isaiah Pettway
Management Company: WAY-Widening Advancement for Youth
3% Monies: \$28,032

Contract Expiration: 2028

Enrollment: 90
Board President: Howard Buetow

WSC Academy

Authorized: 2012
Location: 855 Jefferson St., Ypsilanti
Grade Levels: 9-12
Director: Portia Mann
Management Company: Work Skills Corporation
3% Monies: \$12,496

Contract Expiration: Terminated 2023

Enrollment: 48
Board President: Dwight Fontenot

Total Enrollment for 2022-23 (Fall Count): 8,915
Total High School Students (Grades 9-12): 1,598
Total Seniors: (Approximately from Northern Michigan) 118

Academy Portfolio Demographics:

Ethnicity:

53% African American or Black
33% White
10% Hispanic or Latino
3% Multi Racial
1% Native American or Alaska Native

Special Education- 8%
English Learners- 13%
Free Reduced Lunch-72%

3% Monies: \$2,712,556
General & Other Fund transfers: \$1,500,000

Authorizer Board Member Video (Collaboration between the National Charter School Institute, the Michigan Department of Education, and the Michigan Council of Charter School Authorizers (Click on or copy link below))

[Introductory Video for Authorizer Board Members](https://vimeo.com/466734732/b814d2d451)
<https://vimeo.com/466734732/b814d2d451>

Concurrent/Dual Enrollment Figures for LSSU Charters

Term	Fall 2022	Spring 2023
# of Academies Participating	3	3
# of Students Participating	59	55

Charter School Summer Camps

Academic Year	2022-2023
Charter School Camps	6
# of Students Participating	231

Charter School Graduates Admitted with Charter School Guarantee

Academic Year	2022-2023	2023-2024
Charter School Graduates Admitted to LSSU	9	TBD

CFRE Charter School Report Summary

July, 2022 - July, 2023

Center for Freshwater Research and Education Student and Teacher Support

Interactions Overview

Description	Data	Notes/Comments
Total Schools Involved	7	Three of these schools included virtual or in-school programs in addition to campus visits to LSSU and CFRE. Two schools participated in two different unique events during their UP visit.
Number of Academy Contact Days	10	Bay City Academy, North Central Academy, and Tipton Academy experienced two types of interactions per school (at school or virtual and LSSU campus visit).
Number of Programs	26	Within a school day or multi-day visit, multiple groups/programs might run based on age/topic
Total Students*	~459	*Unique individuals—not accounting for multiple school visits or multiple programs during LSSU campus visits.
Total Student Interactions	~543	Accounts for interactions with students multiple times during additional programs or in-school, virtual, and LSSU campus visits.
Number of Teacher Planning interactions	8	Bay City, North Central, Innocademy Zeeland, and Tipton Academies

Interaction Details

Student count: Total ~459 (unique students, not including overlapping visits)

- Academic year 2022-23, In-school visits (BCA & NCA): 220 students
 - Bay City Academy (7th-12th grades): **137 students**; 1 teacher; 6 programs
 - North Central Academy (3rd& 4th, 7th-12th grades): **83 students**; 3 teachers; 5 programs
- Academic year 2022-23, Virtual (Tipton Academy 5th grade video presentation): **~50 students**
- May/June 2023 Campus visits: **156 students**; 40 adults; 6 schools; 8 programs
- July 2023, Regent Park Scholars Summer School: **70 students**; ~17 adults; 6 programs

Notes:

- Proposed visits to Tipton Academy's 5th and 6th grade classes were initiated but teachers were unable to schedule during 2022-23 academic year.
- July 2022 summer school at Regent Park Scholars (Kindergarten through 7th grade students) was cancelled at the last minute due to a power outage the day of the scheduled visit (intended student count: ~120)

Teacher planning support: 8 teachers

- Tipton 5th grade team: 2 teachers
 - Focus on subject integration for place-, problem-, and project-based learning
- Innocademy Zeeland Middle school team + Kate Webb: 4 teachers
 - Focus on integrating campus visit program to support academic/curricular needs
- Bay City and North Central Academies: 2 teachers
 - Focus on integrating school and campus visit programs to support academic/curricular needs

NOAA Education Grant-funded stipend support to Tipton: \$1500

May/June LSSU Campus visit programs: 8 programs; 6 schools

- This year we developed 2 different unique programs for both Innocademy Allegan and Innocademy Zeeland. Each school had one program provided at CFRE and one at Pendills Beach and (or) Point Iroquois.
- New indigenous culture and historical programming was provided during campus visits with assistance from Bay Mills Indian Community Historian Candice LeBlanc (Point Iroquois) and LSSU CFRE undergraduate employees.
- We worked with teachers prior to campus visits (when possible) to learn the connections to curriculum and specific learning opportunities they'd like for their students while here. Kristin Graham helped us think outside of the box to provide these requested opportunities.

Comment from Innocademy Zeeland

- Student after Atlantic salmon dissection that *was the best dissection ever!*
- Social Studies teacher, Mr. Nick Wyatt, when asked if the history and indigenous culture program adequately covered the cultural and history standards he requested: *This was great! There's so much history up here that our students aren't connected to.*

Additional Note:

Four LSSU CFRE undergraduate employees supported the May and June campus visits. They shared knowledge gained through LSSU courses and built skills for sharing their knowledge with elementary through high school students. These student employees are true ambassadors for LSSU and represent what it means to be a Laker.



Charter Schools Report September 15, 2023

Agenda Item #4: Charter Schools Board Member Appointments

Information

Action

Discussion

Purpose:

The purpose of this action is to appoint or reappoint members of the Board of Directors of public school academies.

Background:

The process for appointment and reappointment of members of the Board of Directors of public school academies includes the following steps:

1. The applications of individuals for appointment to the Board of Directors are considered by the Board of Directors who nominate individuals by Board vote for open positions;
2. Background checks are conducted by the Charter Schools Office (CSO);
3. Interviews by CSO staff members are conducted with applicants for appointment; applicants for reappointment are not interviewed; and
4. Applicants are recommended to the Board of Trustees for appointment by the CSO and University President.

The following individuals have been nominated by the Board of Directors, background checks have been completed, and the candidates for appointment have been interviewed or will be interviewed before they are sworn in and U.S. citizenship has been verified.

Those individuals with an * received an approved exigent appointment from the LSSU Board of Trustees President.

Grand Traverse Academy:

David Deneau nominated for an appointment with a term expiring on June 30, 2024.

Innocademy Allegan Academy:

Leanne Geisterfer nominated for an appointment with a term expiring on June 30, 2026.

WAY Academy Flint:

Sanford J. Edwards III nominated for an appointment with a term expiring on June 30, 2026.
Venetta Watt Tucker nominated for an appointment with a term expiring on June 30, 2026.

Suggested Action/Motion:

The President recommends the appointment of the nominees to the respective Board of Directors for the terms listed.

President's Recommendation:

Approval of the appointment of the nominees to the respective Board of Directors for the terms listed.