



## Athletics Report Report May 16, 2025

### Agenda Item #1: Department News

☒ Information

☐ Action

☐ Discussion

#### Purpose:

To provide an update of conference players of the week and other notable award recipients since Feb 21, 2025.


#### 1. Conference Athletes of the Week




Branden Piku, First-Year  
Men's Ice Hockey  
CCHA Forward of the Week (Feb. 17, 2025)  
Harrison Twp., Mich.  
Major: Business



Easton Hesse, Senior  
Men's Ice Hockey  
CCHA Goaltender of the Week (Feb. 17, 2025)  
Beaumont, Alberta  
Major: Business Administration



Hunter Soper, Senior  
Men's Basketball  
GLIAC Defensive Player of the Week (Feb. 17, 2025)  
Lexington, Michigan  
Major: Social Science – Secondary Teaching



Hunter Soper, Senior  
Men's Basketball  
GLIAC Defensive Player of the Week (Feb. 24, 2025)  
Lexington, Michigan  
Major: Social Science – Secondary Teaching



Kingsley Perkins, Senior  
Men's Basketball  
GLIAC Defensive Player of the Week (March 3, 2025)  
Ypsilanti, Michigan  
Major: Business Administration - Management



Maddie Whip, Senior  
Women's Tennis  
GLIAC Player of the Week (March 14, 2025)  
Sydney, Australia  
Major: Mechanical Engineering/Robotics


## 2. All-Conference Athletes



Tyson Edmondson, Senior  
Men's Basketball  
All-GLIAC First Team  
Ypsilanti, Mich.  
Major: Business Administration - Marketing



Kingsley Perkins, Senior  
Men's Basketball  
All-GLIAC First Team; GLIAC All-Defense  
Ypsilanti, Mich.  
Major: Business Administration - Management



Hunter Soper, Senior  
Men's Basketball  
All-GLIAC First Team; GLIAC All-Defense  
Lexington, Michigan  
Major: Social Science – Secondary Teaching



Devin Womack, Senior  
Men's Basketball  
All-GLIAC Second Team  
Ypsilanti, Mich.  
Major: Finance and Economics



Grace Bradford, Junior  
Women's Basketball  
All-GLIAC Second Team  
Maple City, Mich.  
Major: Nursing



Stefan Andrei, RS-Junior  
All-GLIAC Second Team, singles  
Galati, Romania



Maddie Whip, Senior  
Women's Tennis  
All-GLIAC First Team, singles and doubles  
Sydney, Australia  
Major: Mechanical Engineering/Robotics



Valentina Parodi, Junior  
Women's Tennis  
All-GLIAC First Team, doubles  
Albissola Marina, Italy  
Major: Mechanical Engineering



Driss Sedrati, Sophomore  
Men's Tennis  
All-GLIAC First Team, doubles  
Casablanca, Morocco  
Major: Finance and Economics



Raul Velasco Garcia, Senior  
Men's Tennis  
All-GLIAC First Team, doubles  
Barcelona, Spain  
Major: Mechanical Engineering




Jordi Fraile Raton, Junior  
All-GLIAC Honorable Mention  
Sant Cugat, Spain  
Major: Robotics and Mechatronics Engineering



Tayla Brasier, Junior  
All GLIAC Honorable Mention  
Bathurst, Australia  
Major: Business - Marketing


### 3. Major Award Winner



Hunter Soper, Senior  
Men's Basketball  
GLIAC Defensive Player of the Year  
Lexington, Michigan  
Major: Social Science – Secondary Teaching



Tyson Edmondson, Senior  
Men's Basketball  
Midwest Regional Most Outstanding Player  
Ypsilanti, Mich.  
Major: Business Administration - Marketing



Hunter Soper, Senior  
Men's Basketball  
College Sports Communicators First Team  
Academic All-American  
Lexington, Michigan  
Major: Social Science – Secondary Teaching

#### ^^ Multiple school records broken

- Men's Basketball wins in a season (30)
- Men's Basketball made threes in a season (Tyson Edmondson; 112)
- Men's Basketball career games played (Andy Soma; 139)
- Women's Indoor Track & Field, distance medley relay (Sydney Kapushinski, Lindsey Tonello, Madison Morgan, and Izzy Yeoman; 12:43.90)

#### ^^ Men's basketball reached NCAA DII Elite Eight



## Athletics Report Report May 16, 2025

### Agenda Item #2: Social Media Impressions for Laker Athletics

☒ Information

☐ Action

☐ Discussion

#### Purpose:

To review current social media impressions data from Feb 1, 2025 to April 30, 2025, as well as compare data to the same time period last year.

#### Background:

Social Media Accounts	Facebook	X	Instagram	Total
Men's Ice Hockey	99,500	440,283	44,400	584,183
GLIAC Team Accounts	633,687	698,265	361,821	1,693,773
Main Athletics Accounts	34,700	62,335	41,700	138,735
Combined All Athletics	767,887	864,439	784,365	2,416,691

^ ^ Analytics begin to round off after a singular account eclipses 10,000 impressions in a monthly period.

^ ^ Total impressions saw a 189% increase relative from the same period from a year ago, including the men's basketball accounts outpacing the entirety of all athletics accounts in that same span (1,352,386 total men's basketball impressions from Feb. 1 – April 30, 2025 compared to 1,277,242 total impressions across all accounts from Feb. 1 – May 3, 2024).

#### Suggested Action/Motion:

N/A

#### President's Recommendation:

N/A



## Athletics Report Report May 16, 2025

### Agenda Item #3: Academic Report Spring Semester 2025

☒ Information

☐ Action

☐ Discussion

#### Purpose:

To provide a brief overview of the Academic Progress of all of the LSSU athletic teams through the second semester of the 2024-25 academic year. This includes a comparison the 2023-24 data.

#### Background:

The first chart compares the LSSU Spring 2025, and Cumulative, Team GPAs with the LSSU Spring 2024, and Cumulative, Team GPAs. Highlighted boxes illustrate where the 2025 GPA exceeded the 2024 GPA.

The second chart compares the LSSU Spring 2025, and Cumulative, Team GPAs with the Great Lakes Intercollegiate Athletic Conference, as well as all Division II 2023 Cumulative Team GPAs. Highlighted boxes illustrate where LSSU Cumulative GPAs exceeded that of the GLIAC.

	LSSU Spring '25 Semester	LSSU Spring '24 Semester	LSSU 2025 Cumulative	LSSU 2024 Cumulative
Women's Basketball	3.15	3.45	3.29	3.49
Men's Basketball	2.74	2.88	2.95	2.99
Hockey	3.31	3.19	3.41	3.31
Women's Golf	2.88	3.35	2.99	3.16
Men's Golf	2.94	3.29	2.95	3.29
Women's Swim	2.78	N/A	3.35	N/A
Men's Swim	3.43	N/A	3.35	N/A
Women's Tennis	3.83	3.83	3.83	3.83
Men's Tennis	3.54	3.52	3.51	3.32
Women's Track/XC	3.40	3.41	3.45	3.45
Men's Track/XC	3.17	3.34	3.28	3.21
Volleyball	3.22	3.34	3.23	3.38
TOTAL ALL	3.20	3.36	3.30	3.34



	LSSU Spring 2025 Semester	LSSU 2025 Cumulative	GLIAC 2023 Cumulative	DII 2023 Cumulative
Women's Basketball	3.15	3.29	3.54	3.36
Men's Basketball	2.74	2.95	3.15	2.98
Hockey	3.31	3.41	N/A	N/A
Women's Golf	2.88	2.99	3.41	3.5
Men's Golf	2.94	2.95	3.38	3.29
Women's Swim	2.78	3.35	3.53	3.45
Men's Swim	3.43	3.35	3.22	3.22
Women's Tennis	3.83	3.83	3.58	3.53
Men's Tennis	3.54	3.51	3.53	3.35
Women's Track/XC	3.4	3.45	3.39	3.31
Men's Track/XC	3.17	3.28	3.14	3.05
Volleyball	3.22	3.23	3.51	3.44
TOTAL ALL	3.2	3.3	3.4	3.32

**Suggested Action/Motion:**

N/A

**President's Recommendation:**

N/A



## Athletics Report Report May 16, 2025

### Agenda Item #4: Norris Center Visitors

☒ Information

☐ Action

☐ Discussion

#### Purpose:

To provide an overview of the usage rates of the Norris Center, including the Arbuckle Student Activities Center and Aquatics Center from Feb 1, 2025 – May 1, 2025.

#### Background:

The Norris Center continues to be a hub of active engagement for students and community members. Since the last board meeting, engagement has significantly increased.

---

#### Membership & Revenue

- **Total Revenue (Feb-April):**
  - Memberships: ~\$7,680
  - Product Revenue (EQ/facility event rentals, etc.): ~\$28,600

---

#### Winter Usage (Feb 1, 2025 - May 1, 2025)

##### Arbuckle Student Activities Center

- **Average Weekly Student Use:** 578
- Student Clubs Utilizing Facility:
  - Club Volleyball, Softball, Soccer
  - Jiu Jitsu
  - MMA Club
- **Class & Practice Attendance:**
  - Class Participants: 60 per week (15 per day, Mon-Thurs)
  - Athletic Practices: 300 per week (42 per day)

#### Membership Use

Membership Type:	Avg Per Week	Weekday Avg	Weekend Avg
General Members	300	52	15-20

Sault Tribe	245	43	12-15
Coast Guard	128	18	20
Day Pass Users	35	5	5

#### Athletic Events Hosted (Feb-April)

Event Type	Number of Games
NCAA Basketball	6
NCAA Tennis	4
NCAA Hcky	4
ACHA Men's Hcky	2
ACHA Women's Hcky	2

#### Community Outreach & Events Hosted (Feb - April)

- **Nancy Robinson Memorial Showcase Fun Day:** 24 youth girl hockey teams and families - 600
- **First Robotics:** 4 days, 2100 spectators 35-40 teams
- **EUP Conference Middle School Championship:** 6 teams + 500 spectators
- **Middle School Track Meet:** 15+ schools, 900 athletes+ spectators
- **High School Track Meet:** 20+ teams 1800+ attendees
- **Community Family Fun Day Rental:** 1500 Participants

#### Ongoing Community Programs

Program	Avg Weekly Participants
Community Tennis	10-20
Community Pickleball	15-30
Sault Area Sch 4th Grade Learn to Swim	30 daily
JKL School Middle School Learn to Swim	25 daily
JKL School Middle School Gym Class	25 daily
Kuk Sul Won Martial Arts	20 daily
Sault Competitive Aquatic Team	45 daily
Sault Minor Hockey Association	Ongoing
Sault Canada Hockey Association	Ongoing
Special Olympics	10 weekly

The Norris Center continues to provide an important gathering place for students and remains a vital resource for community engagement.

#### Suggested Action/Motion:

N/A

#### President's Recommendation: